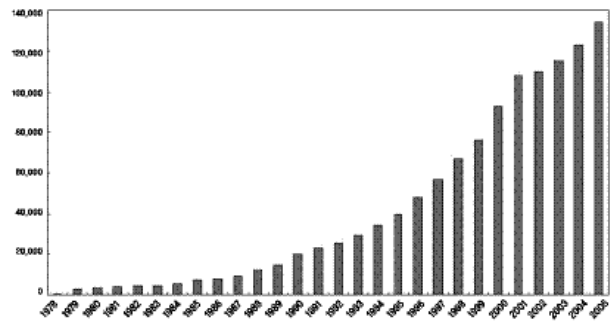


PCT

1)

2006 FTA 가 (2006. 4 ~)
 (GI)
 (, 2006)
 (, 2006)
 (, 2006)

[목 차]	
2007. 5	1. 가 - PCT 가
	2. PCT
	3. PCT 가. PCT
2007. 6	4. 가. (1) 가 (2) 가
	(1)
	(2) (가)
	(3)
	5.



< 1> PCT 가

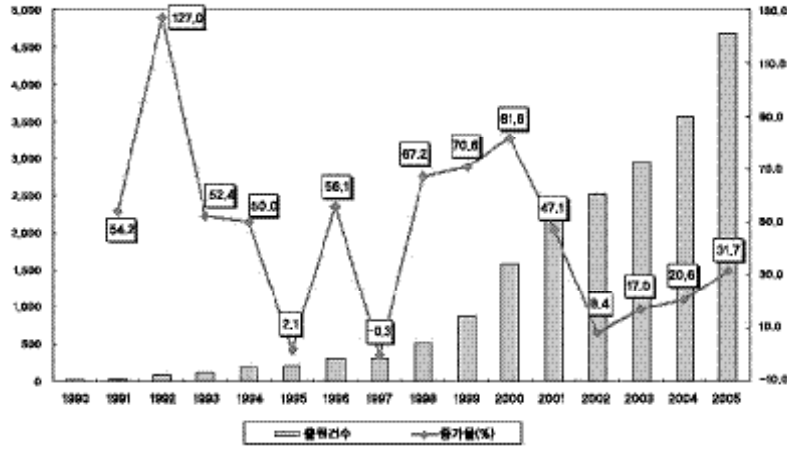
1. 가 - PCT 가

(Patent Cooperation Treaty: PCT)

1970 6
 1978 1 24 . PCT 1

가 . 1978 6 1
 18 , 2006 7
 133 . 1978 636 PCT
 가 2005 135,834 가 . 1990
 PCT 가 17% , 가
 2001 . 1978 636
 10,000 1988 (12,523
) 10 . 20,000 30,000

1) 2006
 가



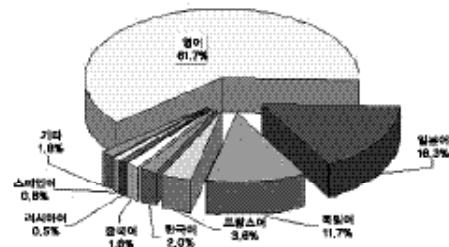
< 2> PCT 가

1991 (22,900), 1994 (34,209)
 3 . 1994 1
 10,000 PCT 가
 PCT
 , 1984
 5 10 PCT 가 3
 1984 8 10 PCT
 가
 PCT 1984 10
 2005 4,686 2005 PCT
 3.4% 6 PCT
 2. 2001 2002 가
 , 5 가 25.1%
 가 1997
 9 PCT 10
 (International Searching Authority: ISA) 9
 (International Preliminary
 Examining Authority: IPEA)³⁾ , 1999 12
 , 1999
 가 가
 4)

2005 PCT 가
 (2004 3,559) 31.7% (46.6%) 가

가	2004	2005	2005	2005 가
1	43,346	46,115	33.9%	6.4%
2	20,264	24,829	18.3%	22.5%
3	15,218	16,002	11.8%	5.2%
4	5,184	5,736	4.2%	10.6%
5	5,028	5,103	3.8%	1.5%
6	3,559	4,686	3.4%	31.7%
7	4,283	4,530	3.3%	5.8%
8	2,898	3,264	2.4%	12.6%
9	2,849	2,852	2.1%	0.3%
10	1,706	2,501	1.8%	46.6%
PCT	122,651	135,834	-	10.7%

< 1> PCT 10



< 3> PCT

2) WIPO PCT

3) (ISA) (IPEA)

4) "PCT" "PCT

가 , EPO, 12

(, 2006 5) , 15 .

PCT
 , 2002 2006 7 PCT
 1 24
 2003 1
 23 가PCT . PCT
 . PCT (0.8%),
 (0.5%) PCT
 , 2002 2006 7 1
 PCT . WIPO , PCT
 , PCT 가
 6 가 .

가
 , ,
 가 ,
 가 61.7%
 가,
 2005 PCT 가
 15 가
 40.9% . 2005 PCT
 61.7%
 가
 PCT
 < 4>

	2002	2003	2004	2005()	2005()	2006*()	2006*()
	71,274	73,474	77,858	83,757	61.7%	41,146	59.3%
	13,005	15,866	18,263	22,151	16.3%	12,895	18.6%
	14,607	14,487	14,610	15,865	11.7%	7,961	11.5%
	4,802	4,529	4,503	4,862	3.6%	2,002	2.9%
	1,672	1,750	2,093	2,678	2.0%	1,548	2.2%
	847	1,036	1,428	2,234	1.6%	1,620	2.3%
	797	850	845	1,068	0.8%	500	0.7%
	464	581	632	706	0.5%	509	0.7%
	596	601	581	684	0.5%	262	0.4%
	891	706	640	547	0.4%	263	0.4%
	440	513	501	484	0.4%	247	0.4%
	517	404	354	429	0.3%	214	0.3%
	233	187	143	171	0.1%	102	0.1%
	161	134	126	111	0.1%	71	0.1%
가	34	17	14	24	0.0%	19	0.0%
	11	13	13	14	0.0%	15	0.0%
	3	17	23	13	0.0%	5	0.0%
	19	11	12	11	0.0%	2	0.0%
	1	8	2	10	0.0%	7	0.0%
	14	9	6	9	0.0%	12	0.0%
	5	8	4	5	0.0%	5	0.0%
	0	1	0	1	0.0%	0	0.0%
	0	2	0	0	0.0%	0	0.0%
	0	0	0	0	0.0%	1	0.0%
	110,393	115,204	122,651	135,834		69,406	

¶ 2006 2006 7 WIPO
 : PCT Monthly Statistics (last updated August 2006) p. 14.
http://www.wipo.int/ipstats/en/statistics/patents/pdf/pct_monthly_report.pdf

3. PCT

가. PCT

PCT

()

가
WIPO

19

가 30
(20)

가PCT

가()

가
(International Phase)
(National Phase)

“ (, , 가)
“

PCT

가

1

16

() WIPO

가

WIPO

PCT

가

()

20

WIPO ()

(19 ,

() 1

30)

PCT

2

1

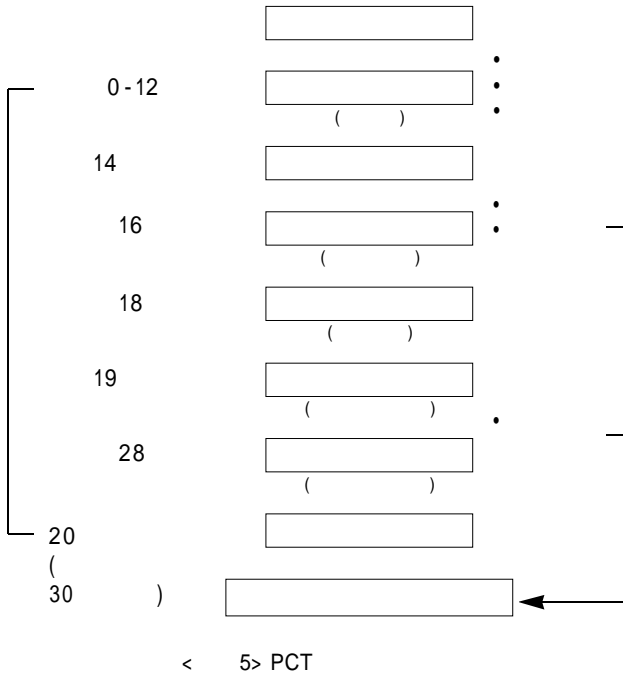
()

18

< 5>

가 WIPO

[, , , () ,] (



PCT 가PCT

가 . , Request()
(12.1(c))

, 가 . (12.2) ,

(46.3)

가

. 가

가

가

가

, 가 .
, 가
, 가 .
(43.4),
가 가 ,
, 가
(43.4)
가 가 , 14
, 가
(17 (2)(a)) ,
, (48.3(c))
,
(55.1)
,
(106 24) 가
PCT
가
PCT
30