

RESEARCH ARTICLE

Functional *RsaI/PstI* Polymorphism in Cytochrome P450 2E1 Contributes to Bladder Cancer Susceptibility: Evidence from a Meta-analysis

Xiao-Dong Deng¹, Qin Gao², Bo Zhang¹, Li-Xia Zhang¹, Wei Zhang¹, Zhe-Er Mu Er¹, Ying Xie¹, Ying Ma^{3*}, Yun Liu^{1*}

Abstract

Background: Cytochrome P450 2E1 (CYP2E1) might be involved in the development of bladder cancer. However, previous studies of any association between CYP2E1 *RsaI/PstI* polymorphism and bladder cancer risk have yielded conflicting results. In this study, we performed a more precise estimation of the relationship by a meta-analysis based on the currently available evidence from the literature. **Method:** To assess the effect of CYP2E1 *RsaI/PstI* polymorphism on bladder cancer susceptibility, a meta-analysis of 6 available studies with 1,510 cases and 1,560 controls were performed through Feb 2014. Summary odds ratios (ORs) and corresponding 95% confidence intervals (CIs) were used to estimate the strength of association for CYP2E1 *RsaI/PstI* polymorphism under different genetic models. **Results:** When available studies were pooled into the meta-analysis, we found that the C1C2 and C2C2 genotypes of CYP2E1 *RsaI/PstI* polymorphism significantly decreased bladder cancer risk under different genetic models (heterozygote: OR=0.766, 95% CI=0.613-0.957, P_{OR} =0.019; homozygote: OR=0.51, 95% CI=0.303-0.858, P_{OR} =0.011; dominant: OR=0.733, 95% CI=0.593-0.905, P_{OR} =0.004; recessive: OR=0.565, 95% CI=0.337-0.947, P_{OR} =0.030). Subgroup analysis indicated that C2C2 genotype was significantly associated with decreased bladder cancer risk under the homozygote genetic model in Caucasians. There was no evidence of heterogeneity or publication bias. **Conclusions:** The current meta-analysis suggested that the CYP2E1 *RsaI/PstI* polymorphism might be associated with bladder cancer susceptibility, especially in Caucasians. Further studies are needed to validate the above conclusion.

Keywords: Cytochrome P450 2E1 - SNP - genetic susceptibility - bladder cancer - meta-analysis

Asian Pac J Cancer Prev, 15 (12), 4977-4982

Introduction

Bladder cancer was the ninth most common malignancy and the thirteenth most common cancer-related cause of mortality in the world, which was a complex disorder with both environmental and genetic influences (Parkin, 2008). The major environmental factors included tobacco smoking and occupational exposures (Clapp et al., 2008; Strobe and Montie, 2008), which could cause DNA damage, such as cross-links, bulky adducts and single or double strand breaks resulting in unregulated cell growth and even cancer (Johansson et al., 1990; Hoeijmakers, 2001; Yue et al., 2009). Nevertheless, only a small proportion of the individuals exposed to these environmental factors eventually developed bladder cancer, indicating that host genetic factors may play an important role in bladder carcinogenesis (Taioli and Raimondi, 2005). A few gene polymorphisms associated with bladder cancer risk have been identified. Metabolizing enzymes were involved in the bioactivation and detoxification of xenobiotics,

particularly the cytochrome P450 2E1 (CYP2E1), and its polymorphisms might be associated with bladder cancer risk (Gonzalez, 2005).

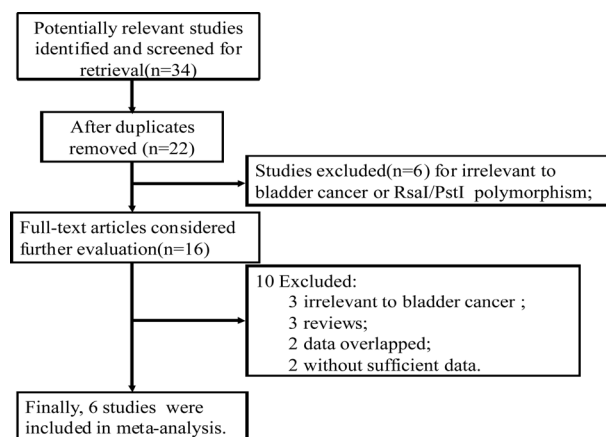
The CYP2E1 gene, located on chromosome 10q26.3, is a member of the CYP450 superfamily, is constitutively expressed in various organs and tissues including urothelial cells (Sheweita et al., 2001). It is a key ethanol-inducible enzyme in the metabolic activation of many low-molecular-weight carcinogens, such as vinyl chloride, benzene, and tobacco-specific nitrosamines (Guengerich et al., 1991; Yamazaki et al., 1992). Of the many known CYP2E1 genetic polymorphisms, *RsaI/PstI* polymorphism in the 5'-flanking region were in close linkage disequilibrium and affected the transcriptional activation of the gene (Hayashi et al., 1991). The wild allele (C1) and/or the less mutant allele (C2) of CYP2E1 *RsaI/PstI* polymorphism have been reported as conferring higher risk for developing liver, esophageal and lung cancer by meta-analysis (Wang et al., 2009; Leng et al., 2012; Tian et al., 2012). Therefore, the CYP2E1 *RsaI/PstI*

¹Department of Forensic Medicine, North Sichuan Medical College, ²Nanchong Central Hospital, ³Department of Neurology, Affiliated Hospital of North Sichuan Medical College, Nanchong, Sichuan, China *For correspondence: xyun2005@163.com, yingma1314@126.com

Table 1. Characteristics of Eligible Studies

Author (Year)	Ethnicity (Country)	Case/controls (n)	Genotype of cases/controls (n)			HWE	Genotyping	Matching criteria	
			C1C1	C1C2	C2C2			Age	Gender
Shao J (2008)	Asia (China)	202/272	131/170	62/91	9/11	Yes	PCR-RFLP	Yes	Yes
Basma HA (2013)	Caucasian (Lebanon)	45/85 ^a	36/46	2/12	7/27	No	PCR-RFLP	Yes	Yes
Mittal RD (2005)	Asia (India)	50/50	50/50	0/0	0/0	No	PCR-RFLP	NA	Yes
Choi JY (2003)	Asia (Korea)	214/194 ^a	124/93	86/89	4/12	Yes	PCR-RFLP	Yes	No
Cantor KP (2010)	Caucasian (Spain)	627/611 ^a	590/569	37/42	0/0	Yes	GoldenGate assay	Yes	Yes
Brockmoller J (1996)	Caucasian (Germany)	372/348	358/328 ^a	14/20 ^a	0/0	Yes	PCR-RFLP	Yes	Yes

^aData were counted by our ourselves due to unavailable data directly

**Figure 1. Flow Diagram of Included/Excluded Studies**

polymorphism was believed to be risk factors for bladder cancer.

The associations of the CYP2E1 *RsaI/PstI* polymorphism and bladder cancer susceptibility have been extensively studied (Brockmoller et al., 1996; Choi et al., 2003; Mittal et al., 2005; Shao et al., 2008; Cantor et al., 2010; Basma et al., 2013). However, these studies yielded contradictory results, some studies showing significant association (Choi et al., 2003; Cantor et al., 2010; Basma et al., 2013), while others did not show such association, even in the same population (Brockmoller et al., 1996; Mittal et al., 2005; Shao et al., 2008). The inconsistency results might be resulted from a single study and the relatively small sample size, which had lower statistical power to detect the overall effects. Therefore, a quantitative synthesis of the combined data from different studies was necessary to estimate the association between CYP2E1 *RsaI/PstI* polymorphism and bladder cancer risk. In our study, we performed a systematic review and meta-analysis of the currently available literatures of the literature to clarify the accurate relationship between CYP2E1 *RsaI/PstI* polymorphism and bladder cancer risk.

Materials and Methods

Identification and eligibility of relevant studies

We conducted a comprehensive search in the PubMed, Medline, Embase, and Web of Science databases for all literatures about the association between CYP2E1 *RsaI/PstI* polymorphism and bladder cancer (updated on Feb, 2014). Search term combinations were as follows: (Cytochrome P4502E1 or CYP2E1), (polymorphisms or SNPs or mutation or variant or variation) and (bladder

cancer or bladder neoplasm or bladder tumor). All reference lists from the main literatures and relevant reviews were hand searched for additional eligible studies. Only those studies assessing the association between the CYP2E1 *RsaI/PstI* polymorphism and bladder cancer risk were included in this meta-analysis: (1) Case-control studies (retrospective or nested case-control); (2) Only English language articles reporting human studies were considered; (3) Studies with available data for estimating odds ratios (ORs) and the 95% confidence interval (CI); (4) For duplicated publications, only the study with the largest sample numbers was included; (5) We did not define a minimum number of cases or controls in the meta-analysis.

Data extraction

Information was independently extracted from all eligible publications by two investigators (Deng XD and Qin Gao) according to the inclusion criteria. The original extraction data were checked by Ma Y, and in case of disagreement, an agreement was reached after a discussion. For each of the eligible case-control studies, the following data were recorded: first author's last name, year of publication, ethnicity, country, number of cases and controls, number of different genotypes in cases and controls, Hardy-Weinberg equilibrium (HWE), genotyping methods, matching criteria. The main data of eligible studies are presented in Table 1. Different ethnicity descents were categorized as Asian, Caucasian, and African.

Statistical analysis

The HWE was assessed by Fisher's exact test and *P* value less than 0.05 was considered significant. Summary ORs with corresponding 95% CIs were used to evaluate the strength of association between CYP2E1 *RsaI/PstI* polymorphism and bladder cancer risk under different genetic models, including heterozygote (C1C2 vs C1C1), homozygote (C2C2 vs C1C1), dominant (C2C2/C1C2 vs C1C1), and recessive (C2C2 vs C1C1/C1C2) genetic model. The Q test and *I*² statistics were evaluated to test statistical heterogeneity among studies (Higgins and Thompson, 2002). Pooled ORs estimation of each study was calculated by the fixed effects model (Mantel and Haenszel, 1959) or the random effects model (DerSimonian and Laird, 1986) according to the heterogeneity. The fixed-effects model was adopted when the studies were found to be homogeneous (*P*_Q > 0.1 and *I*² < 50%). Otherwise, the random-effects model was applied. Subgroup analysis was conducted by ethnicity.

Table 2. Main Analysis of the CYP2E1 *RsaI/PstI* Polymorphism and Bladder Cancer Risk

Studies (cases/controls)	Heterozygote (C1C2 vs C1C1)		Homozygote (C2C2 vs C1C1)		Dominant (C2C2/C1C2 vs C1C1)		Recessive (C2C2 vs C1C1/C1C2)		
	ORs (95%CI) ^a ; P_{OR}	P_Q ; I^2 (%) ^b	ORs (95%CI) ^a ; P_{OR}	P_Q ; I^2 (%) ^b	ORs (95%CI) ^a ; P_{OR}	P_Q ; I^2 (%) ^b	ORs (95%CI) ^a ; P_{OR}	P_Q ; I^2 (%) ^b	
Total	6 (1510/1560)	0.766 (0.613-0.957) 0.019	0.601 0	0.510 (0.303-0.858) 0.011	0.375 6.5	0.733 (0.593-0.905) 0.004	0.264 22.6	0.565 (0.337-0.947) 0.03	0.486 0
Orig									
Caucasian	3 (1044/1044)	0.706 (0.490-1.019) 0.063	0.226 32.7	0.398 (0.173-0.915) 0.03	0.643 0	0.598 (0.338-1.058) ^c 0.077	0.094 57.6	0.460 (0.201-1.051) 0.065	0.728 0
Asian	3 (466/516)	0.803 (0.607-1.063) 0.125	0.777 0	0.603 (0.309-1.178) 0.139	0.149 47.5	0.784 (0.599-1.027) 0.077	0.54 0	0.649 (0.334-1.261) 0.202	0.188 40.3

^a95% confidence intervals, ^b P_Q value of Q-test for heterogeneity test, and associated I^2 are shown, ^cRandom-effects model was used when $I^2 > 50\%$ and/or $P_Q < 0.1$; otherwise, Fixed-effects model was used

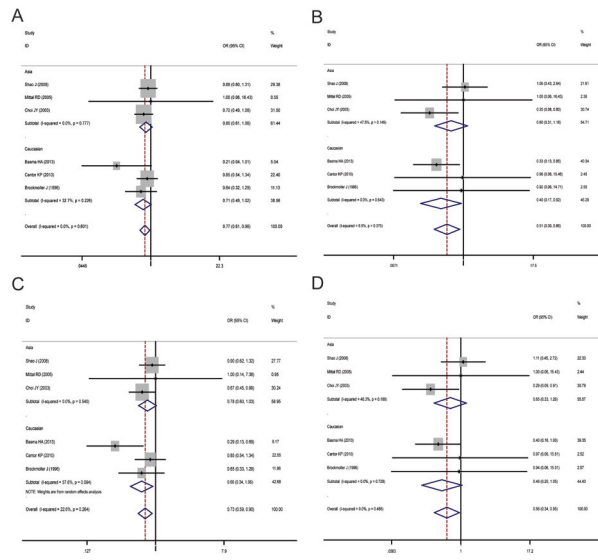


Figure 2. Forest Plots of Bladder Cancer Risk Significantly Associated with the CYP2E1 *RsaI/PstI* Polymorphism under Different Genetic Models. (A) Heterozygote model. (B) Homozygote model. (C) Dominant model. (D) Recessive model

Sensitivity analysis was carried out to assess the stability of the results. Publication bias among the literatures was assessed by Begg's funnel plot and Egger's regression asymmetry test. All statistical tests were performed by Stata software, version 11.0 (STATA Corp, College Station, TX).

Results

Study characteristics

Figure 1 show that relevant studies were retrieved and preliminarily screened. In total, 6 publications including 1,510 cases and 1,560 controls met the inclusion criteria (Brockmoller et al., 1996; Choi et al., 2003; Mittal et al., 2005; Shao et al., 2008; Cantor et al., 2010; Basma et al., 2013). The characteristics of the studies included in this meta-analysis are summarized in Table 1. Among the 6 studies, there were 3 studies of Asians (Choi et al., 2003; Mittal et al., 2005; Shao et al., 2008), and 3 studies of Caucasians (Brockmoller et al., 1996; Cantor et al., 2010; Basma et al., 2013). The sample size varied considerably among the studies, ranging from 100 (Mittal et al., 2005) to 1238 (Cantor et al., 2010). The genotyping methods among all studies were consistent with polymerase chain reaction-restriction fragment length polymorphism (PCR-RFLP) except Cantor's study by GoldenGate assay (Cantor et al., 2010). Controls were mainly matched by

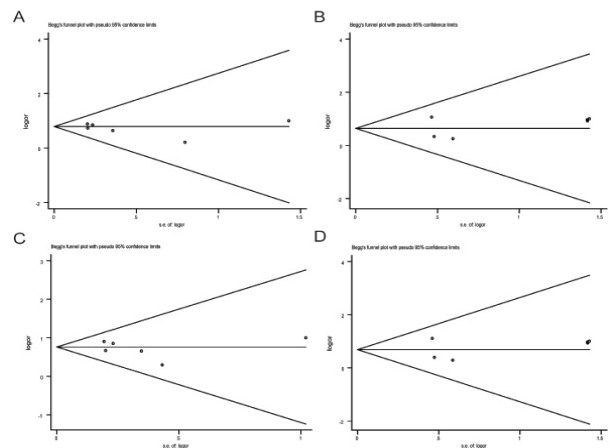


Figure 3. Begg's Funnel Plots of CYP2E1 *RsaI/PstI* Polymorphism and Bladder Cancer Risk for Publication Bias Test under Different Genetic Models. (A) Heterozygote model. (B) Homozygote model. (C) Dominant model. (D) Recessive model

age and sex. The genotype distributions of the controls in 2 studies were not consistent with HWE (Mittal et al., 2005; Basma et al., 2013).

Main results of meta-analysis

The main results of the meta-analysis and heterogeneity test are listed in Table 2. Currently meta-analysis suggested a significant association of the CYP2E1 *RsaI/PstI* polymorphism with bladder cancer risk under all genetic model (heterozygote: OR=0.766, 95%CI=0.613-0.957, P_{OR} =0.019; homozygote: OR=0.51, 95%CI=0.303-0.858, P_{OR} =0.011; dominant: OR=0.733, 95%CI=0.593-0.905, P_{OR} =0.004; recessive: OR=0.565, 95%CI=0.337-0.947, P_{OR} =0.030). Subgroup analysis by ethnicity showed that CYP2E1 *RsaI/PstI* polymorphism C2C2/C1C2 significantly decreased risk of bladder cancer among the Caucasians under homozygote genetic model (homozygote: OR=0.398, 95%CI=0.173-0.915, P_{OR} =0.030) (Figure 2), but not in Asians.

All I^2 values of heterogeneity were less than 50% and P_Q values were greater than 0.10 in overall, unfortunately, significant heterogeneity with subgroup analysis were found in Caucasians under dominant genetic models (dominant: I^2 =57.6%, P_Q =0.094, P_{OR} =0.077, OR=0.598, 95%CI=0.338-1.058) (Table 2). Due to only 3 studies in Caucasians, we failed to explore the sources of heterogeneity.

Sensitivity analysis and Publication bias

Sensitivity analysis was carried out by sequential omission of individual studies. The significance of

summary ORs was not influenced excessively by omitting any single study under different genetic models, indicating that currently meta-analysis results were statistically reliable.

The shape of funnel plots did not show any evidence of obvious asymmetry under all genetic model (Figure 3), and the results of Egger's test did not reveal any evidence of publication bias ($P > 0.361$).

Discussion

Bladder cancer is increasing common cancer which is likely to be caused by multi-factors, including environmental, genetic and their interactions factors (Parkin, 2008). Only environmental factor cannot explain the phenomenon completely, and then genetic factors may play an important role. In recent years, genetic susceptibility was used to evaluate the risk of bladder cancer, but the results were inconsistent. In our study, we conducted a systematic review and meta-analysis to confirm the accurate relationship between the CYP2E1 *RsaI/PstI* polymorphism and bladder cancer risk.

In current meta-analysis, we found that the CYP2E1 *RsaI/PstI* polymorphism were significantly associated with bladder cancer susceptibility including 6 case-control studies, especially in Caucasians (Table 2). It was indicated that the C2 carrier genotypes of CYP2E1 *RsaI/PstI* polymorphism might be a protective factor which decreased the risk of bladder cancer. The bladder was prone to expose under carcinogens which were known to induce DNA strand breaks in the bladder epithelium cell due to being the urine collecting area (Johansson et al., 1990; Hoeijmakers, 2001; Yue et al., 2009). The CYP2E1 played an important role in the metabolic activation of low molecular weight compounds and pro-carcinogens such as benzene, N-nitrosamines, and halogenated hydrocarbons, which might be involved in bladder cancer development (Guengerich et al., 1991; Yamazaki et al., 1992). The population and molecular biological studies indicated that the C2 allele or the C2 carrier genotypes of the CYP2E1 *RsaI/PstI* polymorphism had a lower ethanol-induced enzyme activity and basal CYP2E1 activity because the CYP2E1 *PstI* and *RsaI* restriction sites located in the transcription-regulation region might affect transcriptional activity, and decrease/lose the inducibility to pro-carcinogen (Uematsu et al., 1991; Lucas et al., 1995; Carriere et al., 1996; Kim et al., 1996). Although studies showed that the C2/C2 genotype produced higher enzyme activity than the C1/C1 genotype in vitro (Hayashi et al., 1991; Ladero et al., 1996). However, this finding could not be verified in several in vivo and in vitro phenotyping studies (Kim and O'Shea, 1995; Lucas et al., 1995; Carriere et al., 1996; Kim et al., 1996). Additionally, a number of studies have suggested that individuals with C2 allele have lower risk in developing cancers of the lung, liver, and esophagus (Persson et al., 1993; Yu et al., 1995; Le Marchand et al., 1998; Lin et al., 1998). Thus, in view of the role of CYP2E1 in the metabolic activation of pro-carcinogen and our results suggesting a protective effect of the C2/C2 genotype against bladder cancer, we consider that this genotype may result in poor CYP2E1

activity/inducibility toward bladder epithelial cells pro-carcinogens than the corresponding C1/C1 genotype. Unfortunately, due to power limitations, ethnic difference and the fact that other contributors of CYP2E1 variability were not adjusted, other studies have not found such a relation (Hirvonen et al., 1993; London et al., 1996). Although the explanation for the discordancy is unknown, power limitations, ethnic difference and other contributors of sex, dietary, age and smoking, for example, may provide a mechanistic explanation (Zgheib et al., 2010).

Subgroup analysis based on the ethnic showed that Caucasians with carried the C2 genotypes had a decreased risk of bladder cancer, but not in Asians. It was indicated that the genetic diversity and variants among different ethnicities or populations might contribute to cancer risk (Shahriary et al., 2012; Lakkakula et al., 2013). Although the underlying mechanisms were not clear, ethnic diversity might affect bladder cancer risk. The study showed that the C2 allele frequencies of Asians (~25-50%) were significantly higher than those of Caucasians (~5-10%) (Stephens et al., 1994). Of course, it might also exist in weak effect or some selection bias due to small sample size. Further investigations are needed to confirm the possible effects of CYP2E1 *RsaI/PstI* polymorphism on bladder cancer risk, such as gene-gene and gene-environment interaction from different genetic background and lifestyles, in which it may play a role.

Although this meta-analysis has been recognized as a more precise and systematic method to evaluate the effect of selected genetic polymorphisms on the risk of disease than single case-control study and cohort study (Munafo and Flint, 2004), some limitations should be acknowledged in this meta-analysis. Firstly, bladder cancer was considered to be a multi-factorial disease, interacted by environmental factors and many genetic factors. A major route of metabolism from the body for most drugs and chemical carcinogens is mainly constituted by drug-metabolizing enzymes (DMEs) with phase I oxidation enzymes and phase II enzymes system. Cytochrome P450 (CYP) is the most important phase I enzymes system, which is usually involved in the activation of carcinogens; and phase II enzymes, particularly N-acetyltransferase (NAT) and glutathione s-transferase (GSTs), which mostly detoxify the products to be excreted in the urine and possibly played an important role in cancer etiology (Steck and Hebert, 2009; Zgheib et al., 2010). Although studies suggested that CYP2E1 genetic polymorphisms have an impact on the incidence of cancer (Danko and Chaschin, 2005), epidemiological studies suggest that the NAT1, NAT2, GSTM1 and GSTP1 polymorphisms modify the risk of developing cancers of the urinary bladder (Zhang et al., 2012; Pandith et al., 2013; Zabost et al., 2013). Therefore, not only is CYP2E1 suspected to be involved with the development of bladder cancer, but also other DMEs genetic factors may be associated with bladder cancer. However, lacking the original data of gene-environment and gene-gene interactions limited a more precise analysis. Secondly, in the current meta-analysis, only six studies were collected, statistical power was limited to assess the effects well. Thus, the results should be interpreted with caution.

In summary, the present meta-analysis suggested that CYP2E1 *RsaI/PstI* polymorphism might be associated with bladder cancer risk in Caucasians. However, further studies with larger sample sizes and well-designed randomized studies in various ethnicities are needed to verify this association comprehensively.

Acknowledgements

This Project was Supported by Scientific Research Fund of Sichuan Provincial Education Department (Grant Number: 14ZA0191 and 10ZA079), the Second Cerebrovascular Disease Research Foundation from Tasly Pharma (Grant number: YXLW2012035), and Key Science Foundation of North Sichuan Medical College in 2014. None of the authors has any potential financial conflict of interest related to this manuscript.

References

- Basma HA, Kobeissi LH, Jabbour ME, Moussa MA and Dhaini HR (2013). CYP2E1 and NQO1 genotypes and bladder cancer risk in a Lebanese population. *Int J Mol Epidemiol Genet*, **4**, 207-17.
- Brockmoller J, Cascorbi I, Kerb R and Roots I (1996). Combined analysis of inherited polymorphisms in arylamine N-acetyltransferase 2, glutathione S-transferases M1 and T1, microsomal epoxide hydrolase, and cytochrome P450 enzymes as modulators of bladder cancer risk. *Cancer Res*, **56**, 3915-25.
- Cantor KP, Villanueva CM, Silverman DT, et al (2010). Polymorphisms in GSTT1, GSTZ1, and CYP2E1, disinfection by-products, and risk of bladder cancer in Spain. *Environ Health Perspect*, **118**, 1545-50.
- Carriere V, Berthou F, Baird S, et al (1996). Human cytochrome P450 2E1 (CYP2E1): from genotype to phenotype. *Pharmacogenetics*, **6**, 203-11.
- Choi JY, Lee KM, Cho SH, et al (2003). CYP2E1 and NQO1 genotypes, smoking and bladder cancer. *Pharmacogenetics*, **13**, 349-55.
- Clapp RW, Jacobs MM and Loechler EL (2008). Environmental and occupational causes of cancer: new evidence 2005-2007. *Rev Environ Health*, **23**, 1-37.
- Danko IM and Chaschin NA (2005). Association of CYP2E1 gene polymorphism with predisposition to cancer development. *Exp Oncol*, **27**, 248-56.
- DerSimonian R and Laird N (1986). Meta-analysis in clinical trials. *Control Clin Trials*, **7**, 177-88.
- Gonzalez FJ (2005). Role of cytochromes P450 in chemical toxicity and oxidative stress: studies with CYP2E1. *Mutat Res*, **569**, 101-10.
- Guengerich FP, Kim DH and Iwasaki M (1991). Role of human cytochrome P-450 IIE1 in the oxidation of many low molecular weight cancer suspects. *Chem Res Toxicol*, **4**, 168-79.
- Hayashi S, Watanabe J and Kawajiri K (1991). Genetic polymorphisms in the 5'-flanking region change transcriptional regulation of the human cytochrome P450IIE1 gene. *J Biochem*, **110**, 559-65.
- Higgins JP and Thompson SG (2002). Quantifying heterogeneity in a meta-analysis. *Stat Med*, **21**, 1539-58.
- Hirvonen A, Husgafvel-Pursiainen K, Anttila S, Karjalainen A and Vainio H (1993). The human CYP2E1 gene and lung cancer: DraI and RsaI restriction fragment length polymorphisms in a Finnish study population. *Carcinogenesis*, **14**, 85-8.
- Hoeijmakers JH (2001). Genome maintenance mechanisms for preventing cancer. *Nature*, **411**, 366-74.
- Johansson I, Lindros KO, Eriksson H and Ingelman-Sundberg M (1990). Transcriptional control of CYP2E1 in the perivenous liver region and during starvation. *Biochem Biophys Res Commun*, **173**, 331-8.
- Kim RB and O'Shea D (1995). Interindividual variability of chlorzoxazone 6-hydroxylation in men and women and its relationship to CYP2E1 genetic polymorphisms. *Clin Pharmacol Ther*, **57**, 645-55.
- Kim RB, Yamazaki H, Chiba K, et al (1996). In vivo and in vitro characterization of CYP2E1 activity in Japanese and Caucasians. *J Pharmacol Exp Ther*, **279**, 4-11.
- Ladero JM, Agundez JA, Rodriguez-Lescure A, Diaz-Rubio M and Benitez J (1996). RsaI polymorphism at the cytochrome P4502E1 locus and risk of hepatocellular carcinoma. *Gut*, **39**, 330-3.
- Lakkakula S, Maram R, Munirajan AK, et al (2013). Functional PstI/RsaI polymorphisms in the CYP2E1 gene among south Indian populations. *Asian Pac J Cancer Prev*, **14**, 179-82.
- Le Marchand L, Sivaraman L, Pierce L, et al (1998). Associations of CYP1A1, GSTM1, and CYP2E1 polymorphisms with lung cancer suggest cell type specificities to tobacco carcinogens. *Cancer Res*, **58**, 4858-63.
- Leng WD, Zeng XT, Chen YJ, et al (2012). Cytochrome P450 2E1 *RsaI/PstI* polymorphism and risk of esophageal cancer: A meta-analysis of 17 case-control studies. *Exp Ther Med*, **4**, 938-948.
- Lin DX, Tang YM, Peng Q, et al (1998). Susceptibility to esophageal cancer and genetic polymorphisms in glutathione S-transferases T1, P1, and M1 and cytochrome P450 2E1. *Cancer Epidemiol Biomarkers Prev*, **7**, 1013-8.
- London SJ, Daly AK, Cooper J, et al (1996). Lung cancer risk in relation to the CYP2E1 Rsa I genetic polymorphism among African-Americans and Caucasians in Los Angeles County. *Pharmacogenetics*, **6**, 151-8.
- Lucas D, Menez C, Girre C, et al (1995). Cytochrome P450 2E1 genotype and chlorzoxazone metabolism in healthy and alcoholic Caucasian subjects. *Pharmacogenetics*, **5**, 298-304.
- Mantel N and Haenszel W (1959). Statistical aspects of the analysis of data from retrospective studies of disease. *J Natl Cancer Inst*, **22**, 719-48.
- Mittal RD, Srivastava DS, A M and B M (2005). Genetic polymorphism of drug metabolizing enzymes (CYP2E1, GSTP1) and susceptibility to bladder cancer in North India. *Asian Pac J Cancer Prev*, **6**, 6-9.
- Munafo MR and Flint J (2004). Meta-analysis of genetic association studies. *Trends Genet*, **20**, 439-44.
- Pandith AA, Lateef A, Shahnawaz S, et al (2013). GSTP1 gene Ile105Val polymorphism causes an elevated risk for bladder carcinogenesis in smokers. *Asian Pac J Cancer Prev*, **14**, 6375-8.
- Parkin DM (2008). The global burden of urinary bladder cancer. *Scand J Urol Nephrol Suppl*, 12-20.
- Persson I, Johansson I, Bergling H, et al (1993). Genetic polymorphism of cytochrome P4502E1 in a Swedish population. Relationship to incidence of lung cancer. *FEBS Lett*, **319**, 207-11.
- Shahriary GM, Galehdari H, Jalali A, et al (2012). CYP2E1*5B, CYP2E1*6, CYP2E1*7B, CYP2E1*2, and CYP2E1*3 allele frequencies in Iranian populations. *Asian Pac J Cancer Prev*, **13**, 6505-10.
- Shao J, Gu M, Zhang Z, et al (2008). Genetic variants of the cytochrome P450 and glutathione S-transferase associated with risk of bladder cancer in a south-eastern Chinese

- population. *Int J Urol*, **15**, 216-21.
- Sheweita SA, Abu El-Maati MR, El-Shahat FG and Bazeed MA (2001). Changes in the expression of cytochrome P450 2E1 and the activity of carcinogen-metabolizing enzymes in Schistosoma haematobium-infected human bladder tissues. *Toxicology*, **162**, 43-52.
- Steck SE and Hebert JR (2009). GST polymorphism and excretion of heterocyclic aromatic amine and isothiocyanate metabolites after Brassica consumption. *Environ Mol Mutagen*, **50**, 238-46.
- Stephens EA, Taylor JA, Kaplan N, et al (1994). Ethnic variation in the CYP2E1 gene: polymorphism analysis of 695 African-Americans, European-Americans and Taiwanese. *Pharmacogenetics*, **4**, 185-92.
- Strope SA and Montie JE (2008). The causal role of cigarette smoking in bladder cancer initiation and progression, and the role of urologists in smoking cessation. *J Urol*, **180**, 31-7; discussion 37.
- Taioli E and Raimondi S (2005). Genetic susceptibility to bladder cancer. *Lancet*, **366**, 610-2.
- Tian Z, Li YL, Zhao L and Zhang CL (2012). CYP2E1 *RsaI/PstI* polymorphism and liver cancer risk among east Asians: a HuGE review and meta-analysis. *Asian Pac J Cancer Prev*, **13**, 4915-21.
- Uematsu F, Kikuchi H, Ohmachi T, et al (1991). Two common RFLPs of the human CYP2E gene. *Nucleic Acids Res*, **19**, p. 2803.
- Wang Y, Yang H, Li L, et al (2009). Association between CYP2E1 genetic polymorphisms and lung cancer risk: a meta-analysis. *Eur J Cancer*, **46**, 758-64.
- Yamazaki H, Inui Y, Yun CH, Guengerich FP and Shimada T (1992). Cytochrome P450 2E1 and 2A6 enzymes as major catalysts for metabolic activation of N-nitrosodialkylamines and tobacco-related nitrosamines in human liver microsomes. *Carcinogenesis*, **13**, 1789-94.
- Yu MW, Gladek-Yarborough A, Chiamprasert S, et al (1995). Cytochrome P450 2E1 and glutathione S-transferase M1 polymorphisms and susceptibility to hepatocellular carcinoma. *Gastroenterology*, **109**, 1266-73.
- Yue J, Peng R, Chen J, Liu Y and Dong G (2009). Effects of rifampin on CYP2E1-dependent hepatotoxicity of isoniazid in rats. *Pharmacol Res*, **59**, 112-9.
- Zabost A, Zwolska Z and Augustynowicz-Kopec E (2013). [The biological role of prokaryotic and eukaryotic N-acetyltransferase]. *Pneumonol Alergol Pol*, **81**, 137-44.
- Zgheib NK, Mitri Z, Geryess E and Noutsi P (2010). Cytochrome P4502E1 (CYP2E1) genetic polymorphisms in a Lebanese population: frequency distribution and association with morbid diseases. *Genet Test Mol Biomarkers*, **14**, 393-7.
- Zhang X, Lin J, Wu X, et al (2012). Association between GSTM1 copy number, promoter variants and susceptibility to urinary bladder cancer. *Int J Mol Epidemiol Genet*, **3**, 228-36.